

TIL305 5 × 7 ALPHANUMERIC DISPLAY

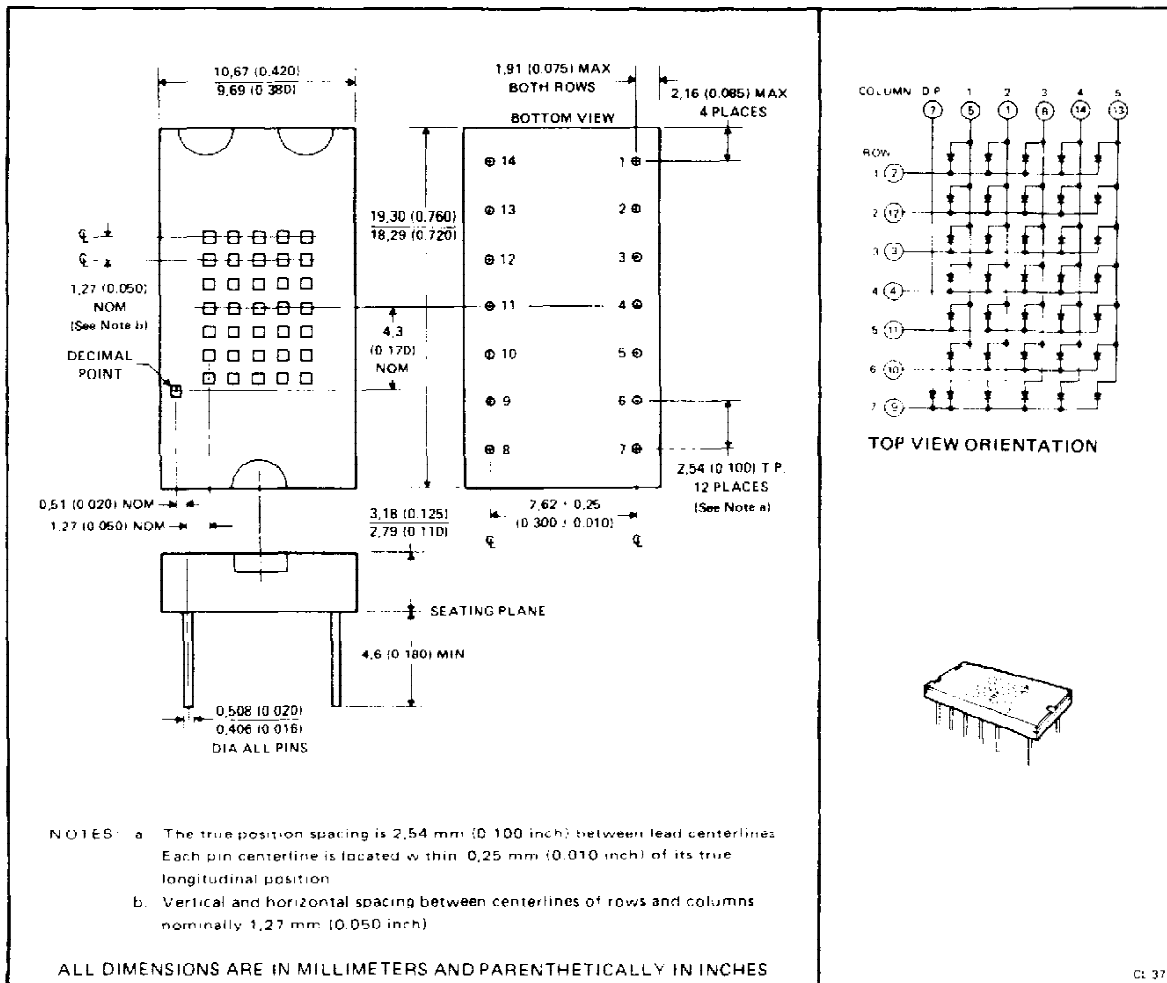
SODS002 D1033, MAY 1971 - REVISED MARCH 1983

SOLID-STATE DISPLAY WITH RED TRANSPARENT PLASTIC ENCAPSULATION

- 7,62-mm (0.300-inch) Character Height
- High Luminous Intensity
- Low Power Requirements
- Wide Viewing Angle
- 5 X 7 Array with X-Y Select and Decimal
- Compatible with USASCII and EBCDIC Codes

mechanical data

This assembly consists of a display chip mounted on a printed circuit board with a red molded plastic body. Multiple displays may be mounted on 11,43-mm (0.450-inch) centers.



PRODUCTION DATA documents contain information current as of publication date. Products conform to specifications per the terms of Texas Instruments standard warranty. Production processing does not necessarily include testing of all parameters.

TEXAS
INSTRUMENTS
POST OFFICE BOX 655303 • DALLAS, TEXAS 75265

Copyright © 1983 Texas Instruments Incorporated

TIL305

5 × 7 ALPHANUMERIC DISPLAY

absolute maximum ratings over operating free-air temperature range (unless otherwise noted)

Reverse Voltage at 25°C Free-Air Temperature	3 V
Peak Forward Current, Each Diode	100 mA
Average Forward Current (see Note 1):	
Each Diode	10 mA
Total	200 mA
Operating Free-Air Temperature Range	0° to 70°C
Storage Temperature Range	-25°C to 85°C

operating characteristics of each diode at 25°C free-air temperature (unless otherwise noted)

PARAMETER	TEST CONDITIONS	MIN	TYP	MAX	UNIT
I_V Luminous Intensity (see Note 2)	$I_F = 10 \text{ mA}$	40	110		μcd
λ_p Wavelength at Peak Emission			660		nm
Δ Spectral Bandwidth			20		nm
V_F Static Forward Voltage		1.5	1.65	2	V
α_{VF} Average Temperature Coefficient of Static Forward Voltage	$I_F = 10 \text{ mA}$, $T_A = 0^\circ\text{C to } 70^\circ\text{C}$	-1.4			mV/°C
I_R Static Reverse Current	$V_R = 3 \text{ V}$		10		μA
C Anode-to-Cathode Capacitance	$V_R = 0$, $f = 1 \text{ MHz}$		80		pF

NOTES: 1. This average value applies for any 1 ms period.
2. Luminous intensity is measured with a light sensor and filter combination that approximates the CIE (International Commission on Illumination) eye response curve.

TYPICAL CHARACTERISTICS

RELATIVE LUMINOUS INTENSITY
VS
FREE-AIR TEMPERATURE

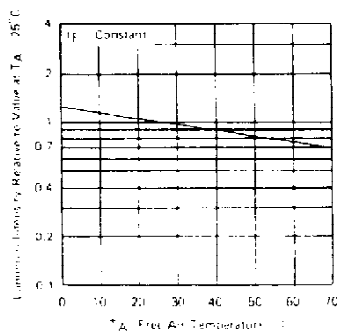


FIGURE 1

RELATIVE LUMINOUS INTENSITY
VS
FORWARD CURRENT

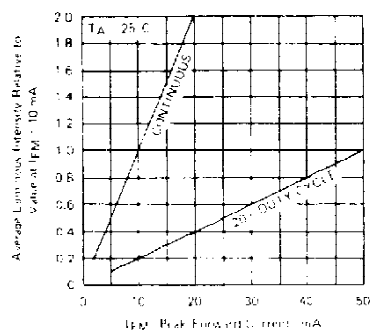


FIGURE 2

FORWARD CONDUCTION
CHARACTERISTICS

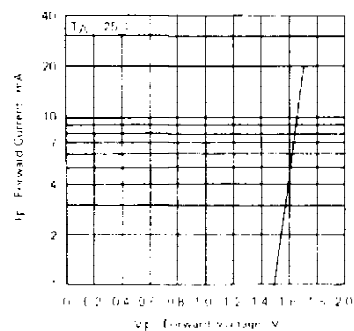


FIGURE 3

IMPORTANT NOTICE

Texas Instruments (TI) reserves the right to make changes to its products or to discontinue any semiconductor product or service without notice, and advises its customers to obtain the latest version of relevant information to verify, before placing orders, that the information being relied on is current.

TI warrants performance of its semiconductor products and related software to the specifications applicable at the time of sale in accordance with TI's standard warranty. Testing and other quality control techniques are utilized to the extent TI deems necessary to support this warranty. Specific testing of all parameters of each device is not necessarily performed, except those mandated by government requirements.

Certain applications using semiconductor products may involve potential risks of death, personal injury, or severe property or environmental damage ("Critical Applications").

TI SEMICONDUCTOR PRODUCTS ARE NOT DESIGNED, INTENDED, AUTHORIZED, OR WARRANTED TO BE SUITABLE FOR USE IN LIFE-SUPPORT APPLICATIONS, DEVICES OR SYSTEMS OR OTHER CRITICAL APPLICATIONS.

Inclusion of TI products in such applications is understood to be fully at the risk of the customer. Use of TI products in such applications requires the written approval of an appropriate TI officer. Questions concerning potential risk applications should be directed to TI through a local SC sales office.

In order to minimize risks associated with the customer's applications, adequate design and operating safeguards should be provided by the customer to minimize inherent or procedural hazards.

TI assumes no liability for applications assistance, customer product design, software performance, or infringement of patents or services described herein. Nor does TI warrant or represent that any license, either express or implied, is granted under any patent right, copyright, mask work right, or other intellectual property right of TI covering or relating to any combination, machine, or process in which such semiconductor products or services might be or are used.

IMPORTANT NOTICE

Texas Instruments and its subsidiaries (TI) reserve the right to make changes to their products or to discontinue any product or service without notice, and advise customers to obtain the latest version of relevant information to verify, before placing orders, that information being relied on is current and complete. All products are sold subject to the terms and conditions of sale supplied at the time of order acknowledgment, including those pertaining to warranty, patent infringement, and limitation of liability.

TI warrants performance of its products to the specifications applicable at the time of sale in accordance with TI's standard warranty. Testing and other quality control techniques are utilized to the extent TI deems necessary to support this warranty. Specific testing of all parameters of each device is not necessarily performed, except those mandated by government requirements.

Customers are responsible for their applications using TI components.

In order to minimize risks associated with the customer's applications, adequate design and operating safeguards must be provided by the customer to minimize inherent or procedural hazards.

TI assumes no liability for applications assistance or customer product design. TI does not warrant or represent that any license, either express or implied, is granted under any patent right, copyright, mask work right, or other intellectual property right of TI covering or relating to any combination, machine, or process in which such products or services might be or are used. TI's publication of information regarding any third party's products or services does not constitute TI's approval, license, warranty or endorsement thereof.

Reproduction of information in TI data books or data sheets is permissible only if reproduction is without alteration and is accompanied by all associated warranties, conditions, limitations and notices. Representation or reproduction of this information with alteration voids all warranties provided for an associated TI product or service, is an unfair and deceptive business practice, and TI is not responsible nor liable for any such use.

Resale of TI's products or services with statements different from or beyond the parameters stated by TI for that product or service voids all express and any implied warranties for the associated TI product or service, is an unfair and deceptive business practice, and TI is not responsible nor liable for any such use.

Also see: Standard Terms and Conditions of Sale for Semiconductor Products. www.ti.com/sc/docs/stdterms.htm

Mailing Address:

Texas Instruments
Post Office Box 655303
Dallas, Texas 75265